



SCHOOL *of* PUBLIC AFFAIRS
AMERICAN UNIVERSITY • WASHINGTON, D.C.

National Drug Court Resource Center

Annual Drug Court Survey

Preeti P. Menon
Senior Associate Director
Justice Programs Office
American University
pmenon@american.edu

Annual Drug Court Survey (State Coordinators) - Methodology

Survey instrument

- Consulted previous drug court survey and research literature
- Focus groups with practitioners

Fielding the Survey

- Sent letters of introduction to all State/Territory Drug Court Coordinators.
- Emailed survey invitation link with personalized email.
- Follow-up phone calls were conducted as needed.
- Out of all 54 coordinators, 49 provided responses to some questions.

Response Rate: 90.7%



Annual Drug Court Survey – State Coordinator Survey

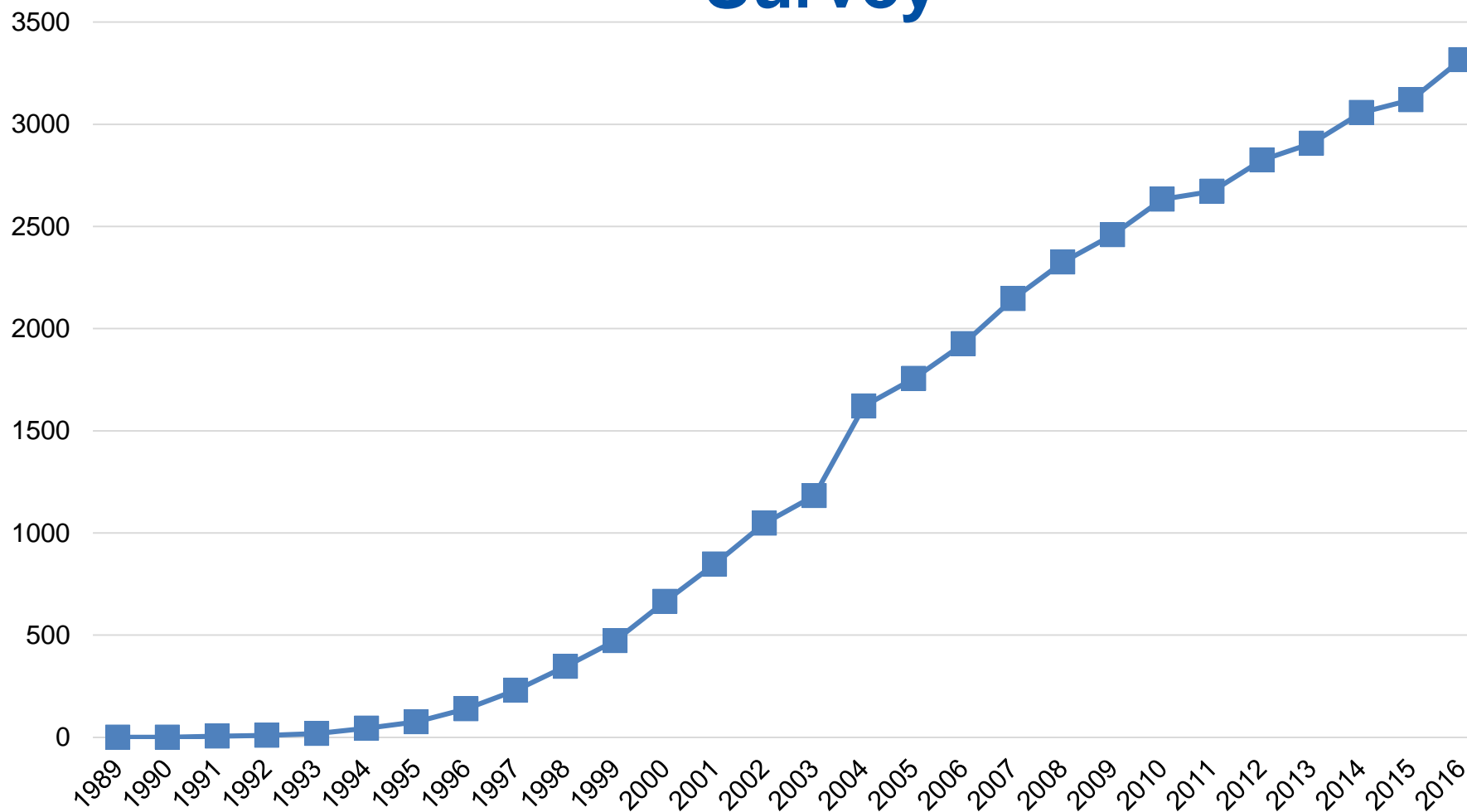
Court Type	# of Courts	% of Courts
Adult Drug Court	1,487	44.8%
Drug/DUI Hybrid Court	184	5.6%
Juvenile Treatment Court	393	11.9%
Family Dependency Court	322	9.7%
Veterans Treatment Court	356	10.7%
DWI Court	274	8.2%
Co-occurring Disorder Court	165	4.9%
Re-entry Drug Court	52	1.6%
Tribal Healing to Wellness Court	81	2.4%
Other Drug Court	2	0.2%
Total	3,316	100%

1. As of early-to-mid 2017
2. Does not include Virgin Islands

Total Court Count



Annual Drug Court Survey – State Coordinator Survey



Total Number of Drug Courts by Year

Past drug court count data via the National Drug Court Institute.



Annual Drug Court Survey – State Coordinator Survey

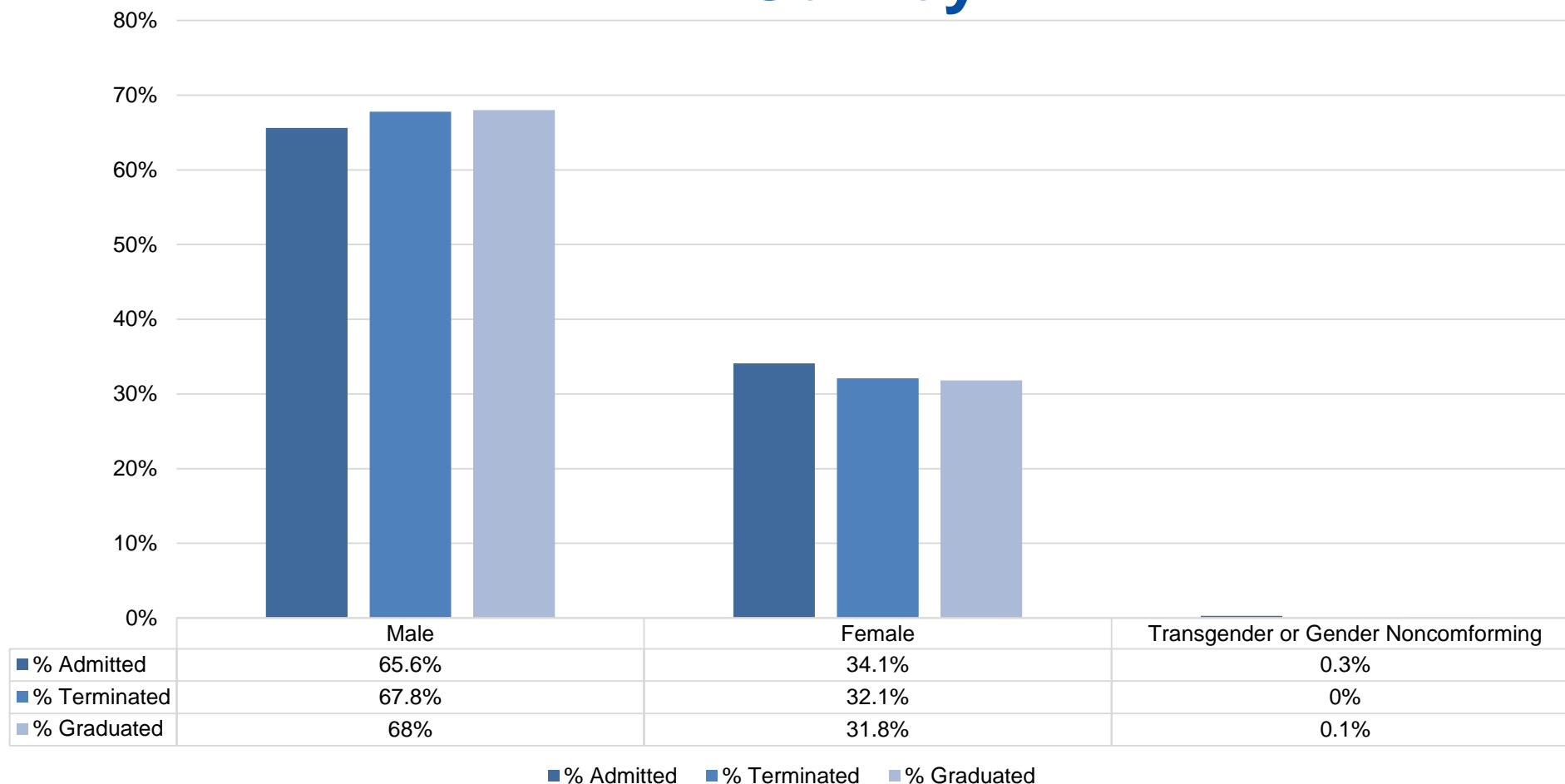
Court Type	# of Courts (12/31/14)	# of Courts (Current)	% Change
Adult Drug Court	1,540	1,671	8.5%
Juvenile Treatment Court	420	393	-6.4%
Family Dependency Court	305	322	5.6%
Veterans Treatment Court	272	356	30.9%
DWI Court	262	274	4.6%
Co-occurring Disorder Court	62	165	166.1%
Re-entry Drug Court	55	52	-5.5%
Tribal Healing to Wellness Court	138	81	-41.3%
Other Drug Court	3	2	-33.3%
Total	3,057	3,316	8.5%



Total Number of Drug Courts in 2014 vs.
Current



Annual Drug Court Survey – State Coordinator Survey

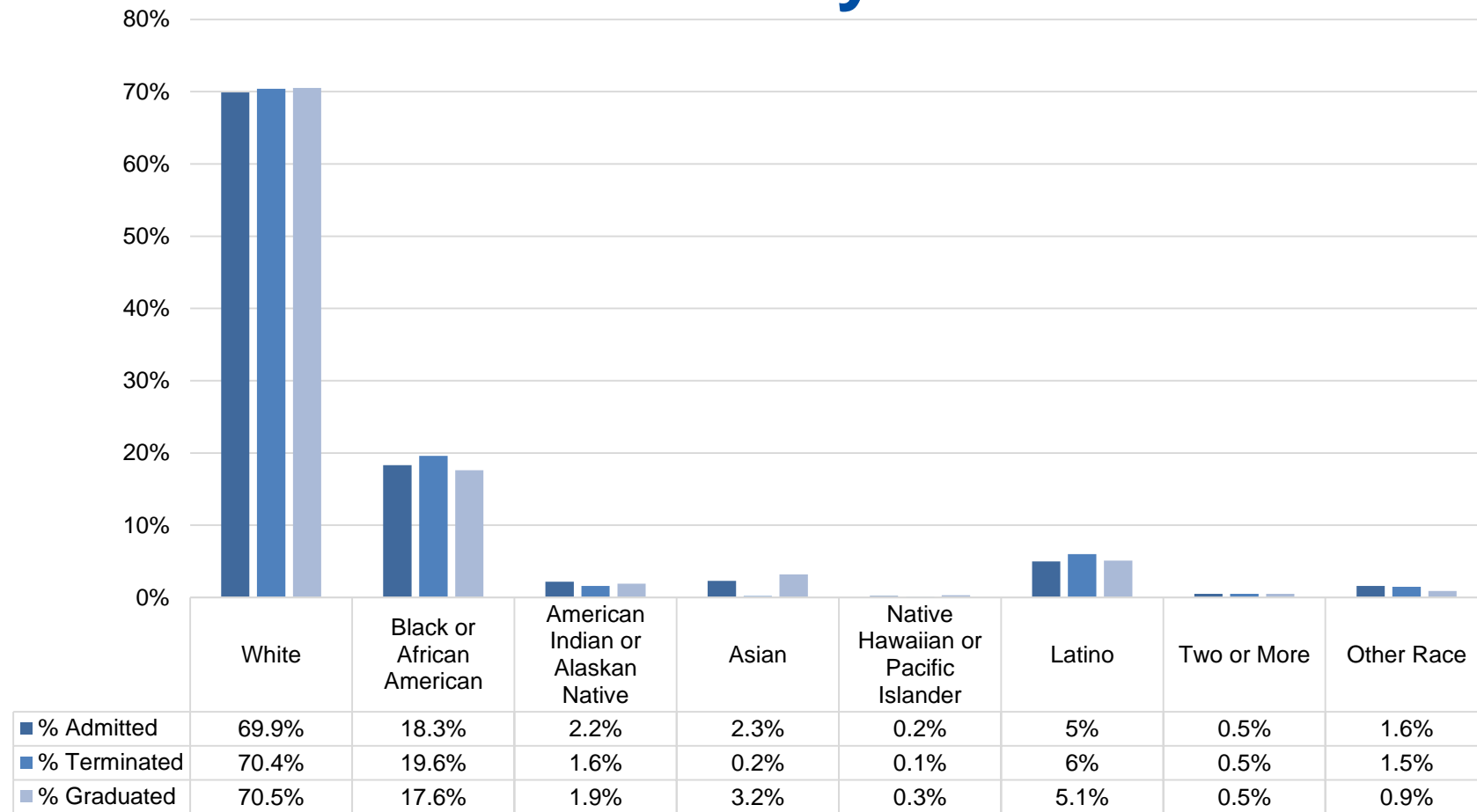


Percentages are as a percentage of total participants admitted, terminated, or graduated.

**Drug Court Participant Admittance, Termination
and Graduation Demographics: By Gender**



Annual Drug Court Survey – State Coordinator Survey



Percentages are as a percentage of total participants admitted, terminated, or graduated.

**Drug Court Participant Admittance, Termination
and Graduation Demographics: By Race**



Annual Drug Court Survey

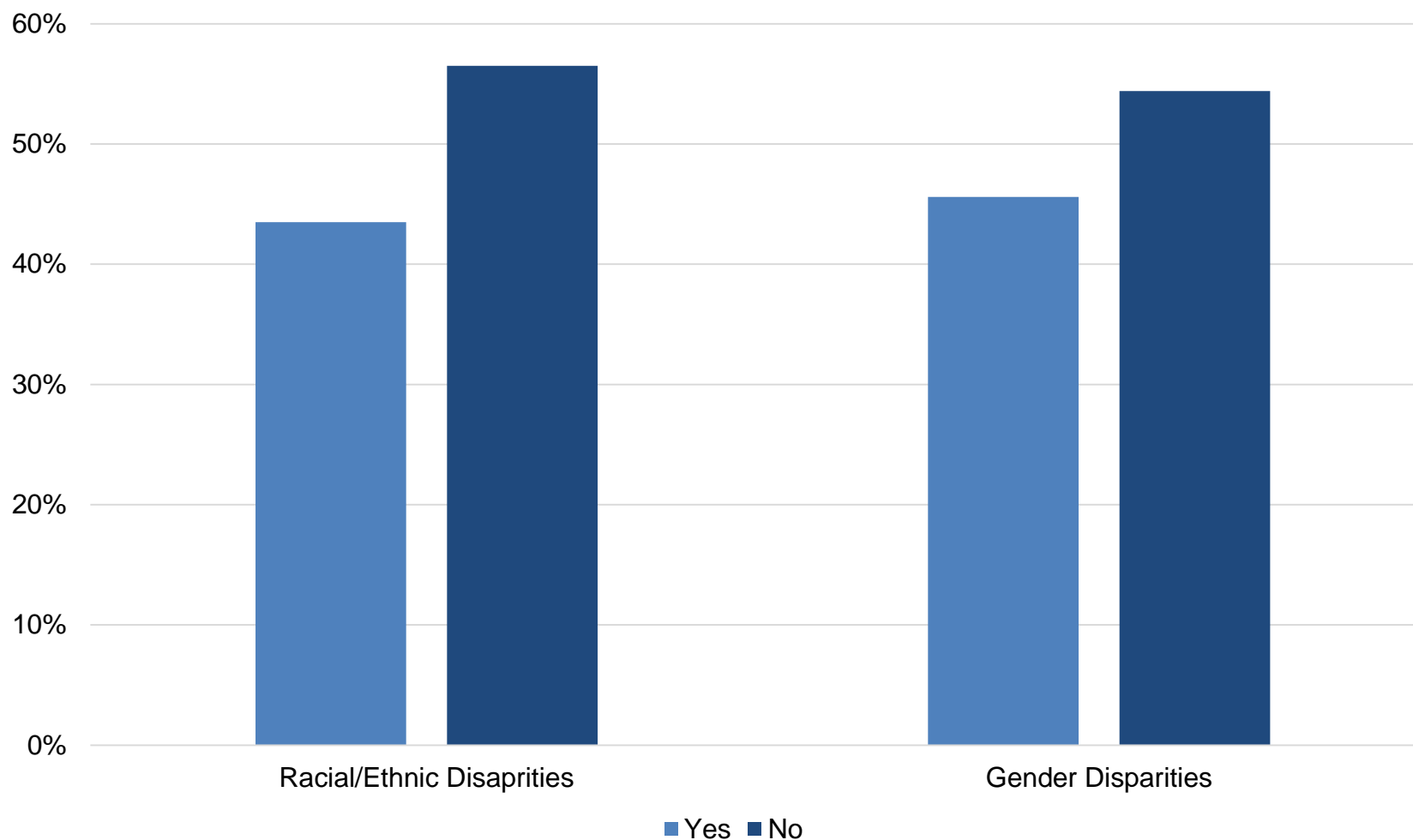
Does the State/Territory have uniform policies regarding MAT for drug court participants?	Response (%)
Yes	34.9%
No	65.1%

Of the States/Territories who responded “Yes”...

Policy	Response (%)
Routinely permitted with a valid prescription	26.7%
On a case by case basis	40%
Other	33.3%



Annual Drug Court Survey



**State Tracking of Racial/Ethnic and Gender
Disparities in Drug Courts**



Annual Drug Court Survey (Local Courts) - Methodology

Survey instrument

- Consulted previous drug court survey and research literature
- Focus groups with practitioners

Sample process

- List of all known drug courts/coordinators clustered by court type, state and census region.
- Clusters were then stratified by urban-rural character of primary county court serves.
- 1,300 courts selected from each strata.

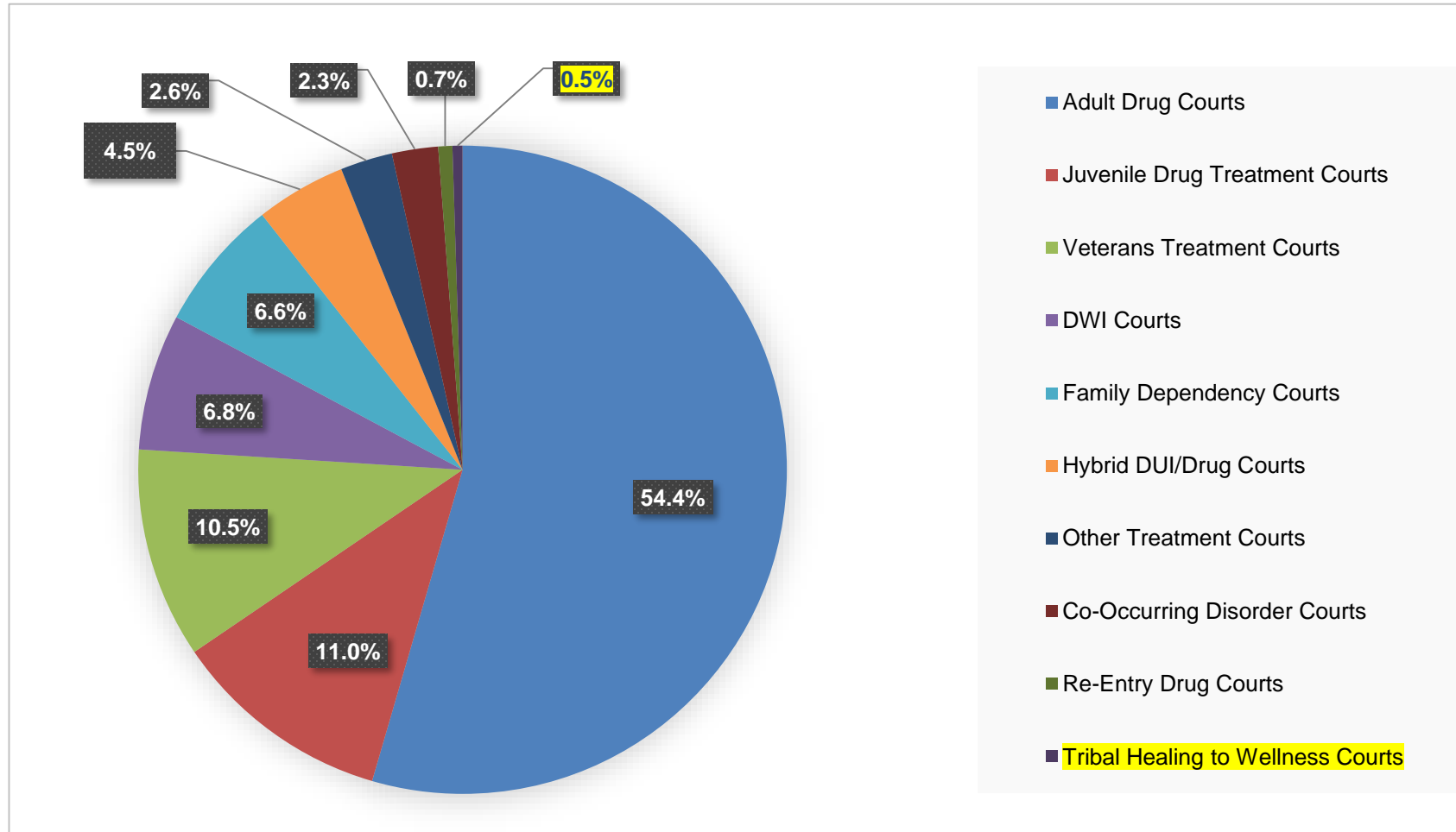
Fielding the survey

- Letters of intro sent to all courts; unable to verify or reach 58 contacts. Sample size reduced to 1,242.
- JPO staff worked with state coordinators to boost response rates.
- JPO also incentivized completion of survey in last two weeks.
- 480 responses collected.

Response rate: 38.6%



Annual Drug Court Survey– Local Court Survey



Sample Characteristics



Annual Drug Court Survey– Local Court Survey

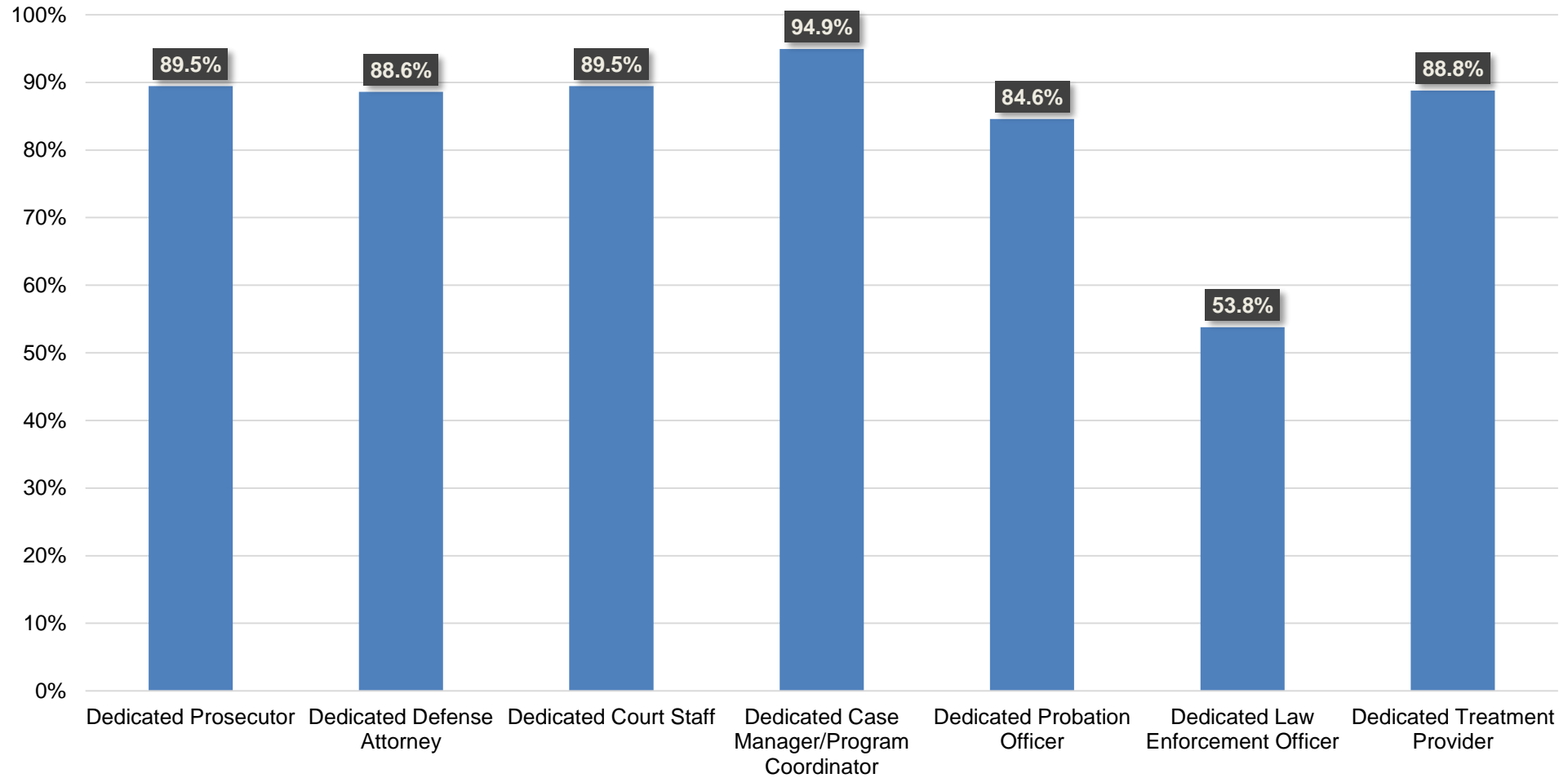
Court Type	% of All Courts*	% of Local Court Sample
Adult Drug Court	44.8%	54.5%
Drug/DUI Hybrid Court	5.6%	4.5%
Juvenile Treatment Court	11.9%	11%
Family Dependency Court	9.7%	6.6%
Veterans Treatment Court	10.7%	10.5%
DWI Court	8.2%	6.8%
Co-occurring Disorder Court	4.9%	2.3%
Re-entry Drug Court	1.6%	0.7%
Tribal Healing to Wellness Court	2.4%	0.5%
Other Drug Court	0.2%	2.6%

*As of the end of Calendar Year 2016

Sample Characteristics vs. Total Court Count



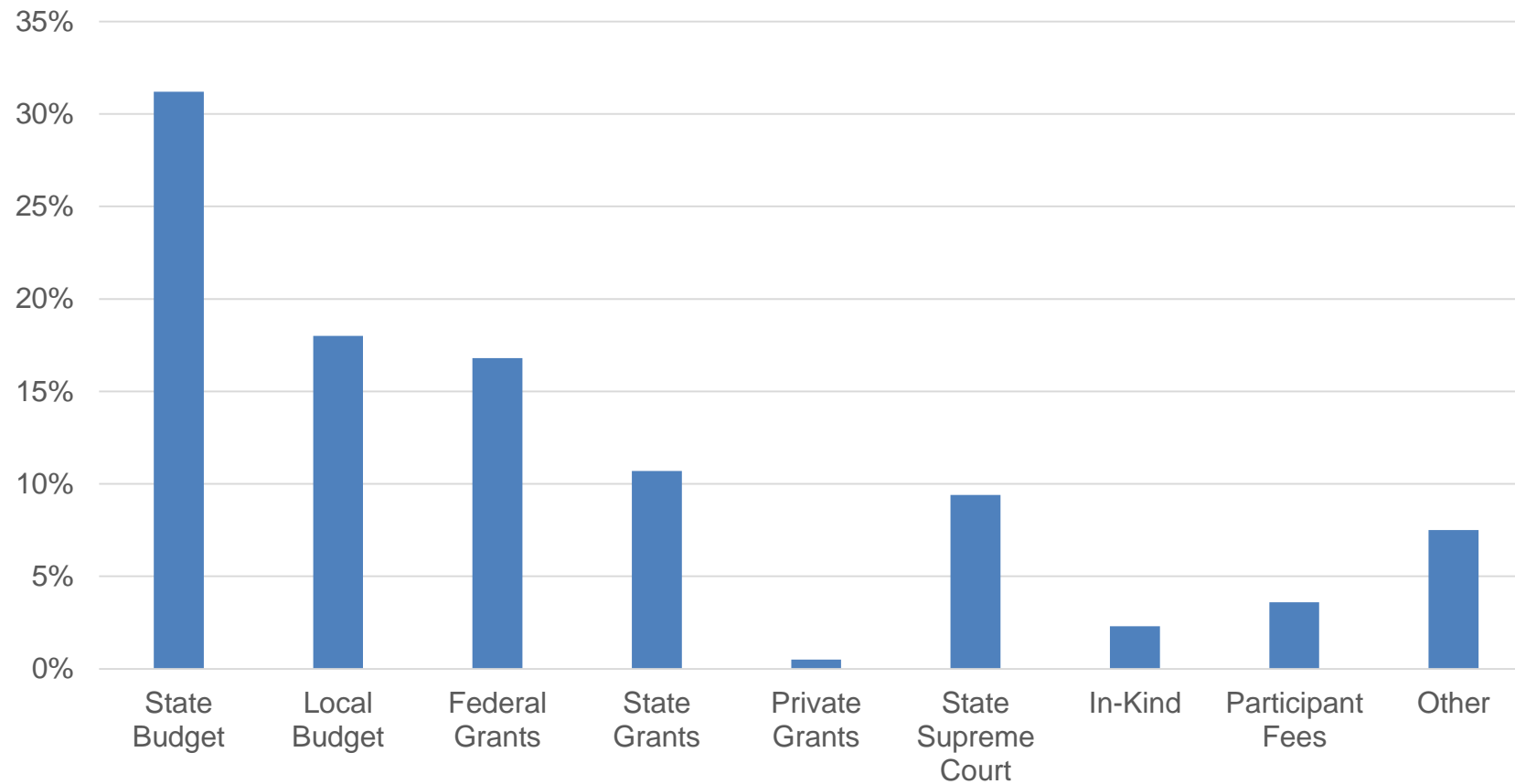
Annual Drug Court Survey– Local Court Survey



Drug Court Teams



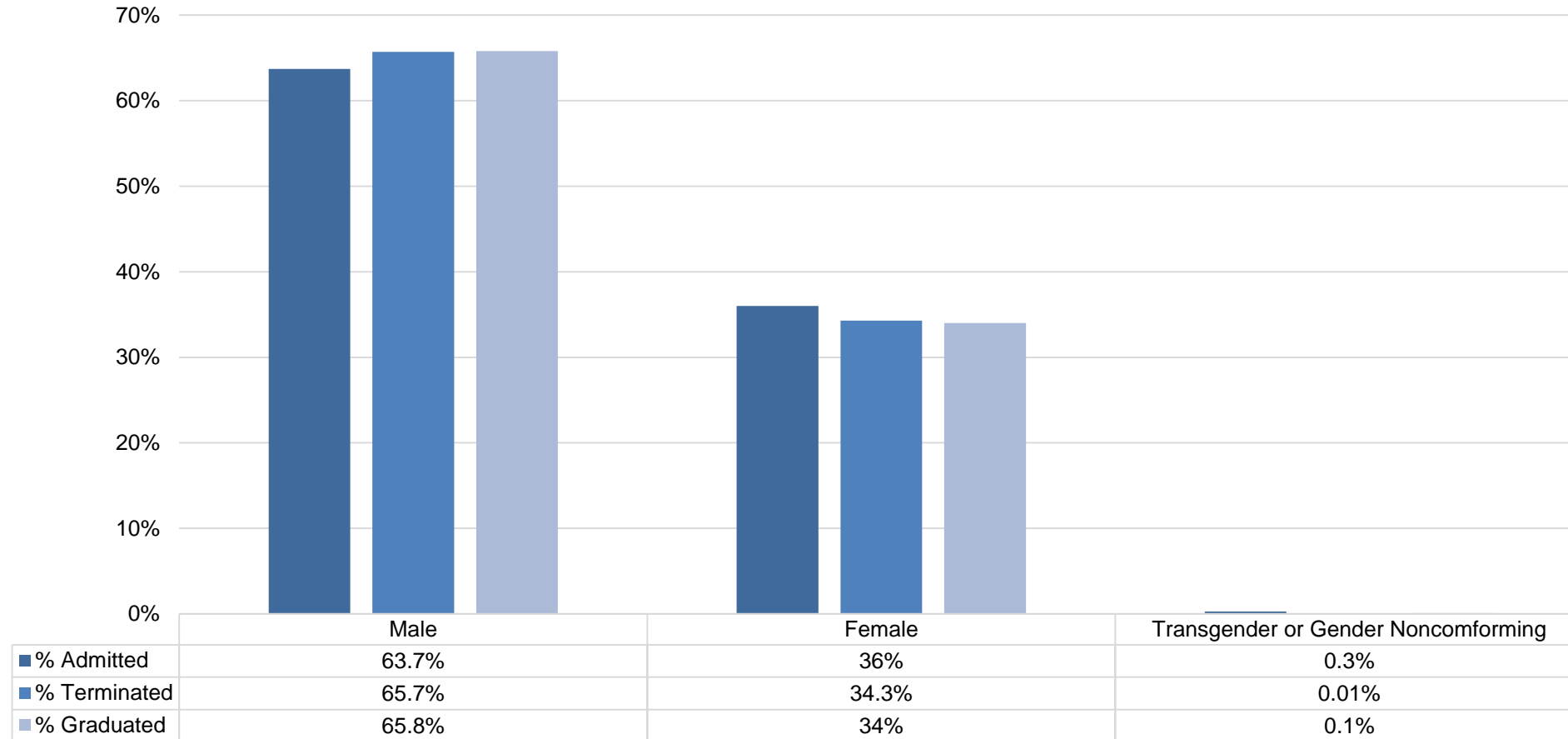
Annual Drug Court Survey– Local Court Survey



Drug Court Funding Sources



Annual Drug Court Survey– Local Court Survey

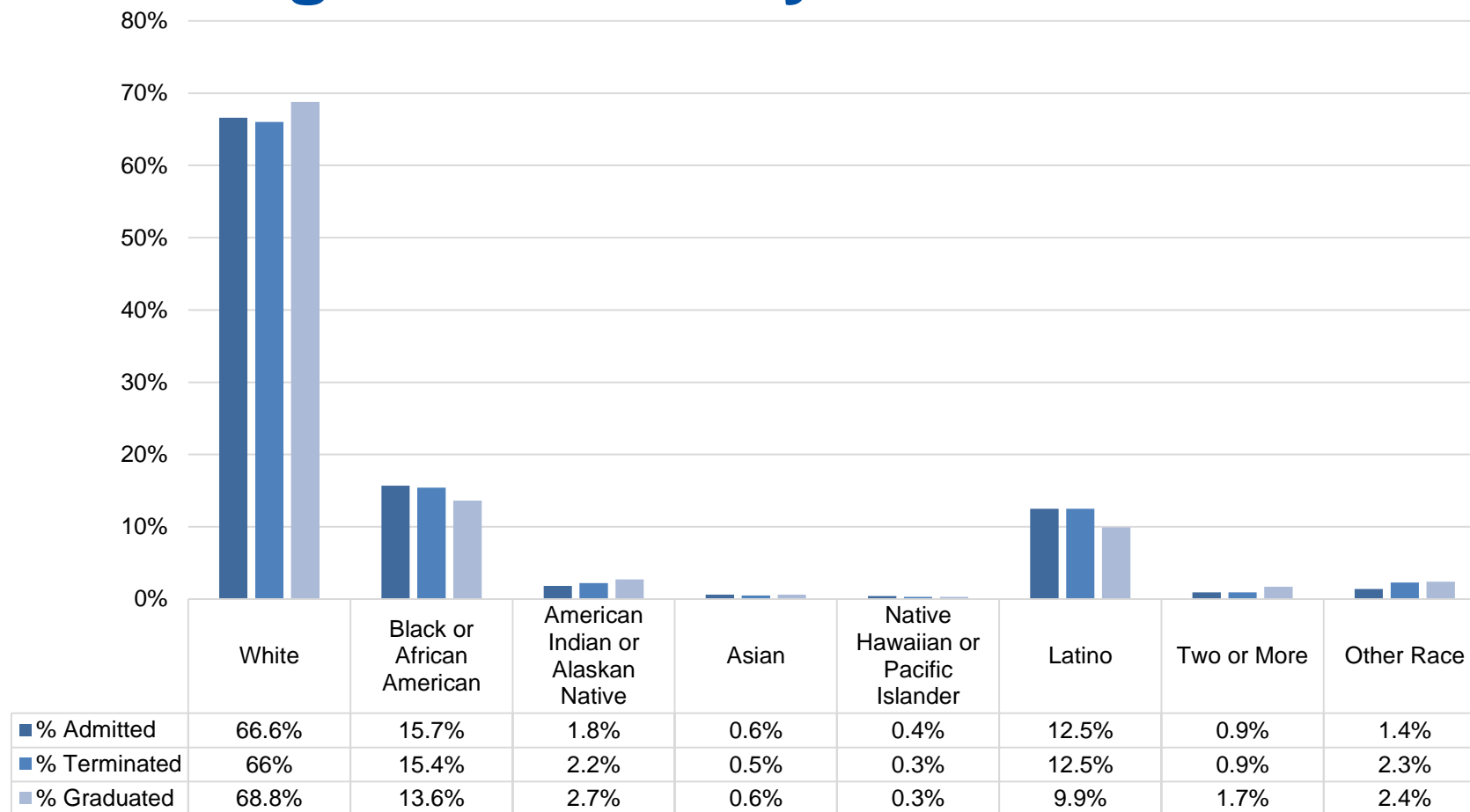


Percentages are as a percentage of total participants admitted, terminated, or graduated.

**Drug Court Participant Admittance, Termination
and Graduation Demographics: By Gender**



Annual Drug Court Survey– Local Court Survey



Percentages are as a percentage of total participants admitted, terminated, or graduated.



**Drug Court Participant Admittance, Termination
and Graduation Demographics: By Race**



Full Survey Report Coming Out This Fall!



Events

**National Drug Court
Resource Center**

Justice Programs Office at
American University
Research • Policy • Practice



[Home](#) [RESOURCES](#) [FIND A DRUG COURT](#) [COLLABORATIVE PARTNERS](#) **[EVENTS](#)** [ABOUT](#)



Presidential Executive Order
Addressing Drug Addiction
and the Opioid Crisis

ON THE DOCKET
with the
National
Drug Court
Resource Center

New Podcast Series: On the
Docket with the National
Drug Court Resource Center



NADCP Annual Conference
July 9-12, 2017 in
Washington, DC



Events

10	11	National Association of Drug Court Professionals Annual Training Conference July 9 - July 12 http://www.nadcp.org/learn/2016-annual-training-conference			15	16
International Narcotics Research Conference 2017	International Narcotics Research Conference 2017	National Association of Drug Court Professionals Annual Training Conference	National Association for Court Management Annual Conference	National Association for Court Management Annual Conference	National Association for Court Management Annual Conference	National Association for Court Management Annual Conference
National Association of Drug Court Professionals Annual Training Conference	National Association of Drug Court Professionals Annual Training Conference	National Association for Court Management Annual Conference				NCJFCJ's 80th Annual Conference
National Association for Court Management Annual Conference	National Association for Court Management Annual Conference					Clinical Overview of the Recovery Experience (CORE) Conference
17	18	19	20	21	22	23
National Association for Court Management Annual Conference	NCJFCJ's 80th Annual Conference	NCJFCJ's 80th Annual Conference	43rd Annual Northwest Institute of Addictions Studies Conference	43rd Annual Northwest Institute of Addictions Studies Conference		
NCJFCJ's 80th Annual Conference	Clinical Overview of the Recovery Experience (CORE) Conference	Clinical Overview of the Recovery Experience (CORE) Conference				
Clinical Overview		43rd Annual Northwest Institute				



Newsletter

Scroll down on home page

Have you joined our newsletter?

Sign up for our newsletter to keep up-to-date on the latest news, events, and other drug court resources.

First Name*

Last Name*

Email address*

Get Our Newsletter

Privacy by  SafeSubscribeSM

Archived Newsletters

-  [June 2017 Newsletter](#)
-  [May 2017 Newsletter](#)
-  [April 2017 Newsletter](#)
-  [March 2017 Newsletter](#)
-  [February 2017 Newsletter](#)



Newsletter



National Drug Court Resource Center

May 2017



JUSTICE PROGRAMS OFFICE
SCHOOL of PUBLIC AFFAIRS



May is National Drug Court Month!

We are celebrating National Drug Court Month this May and we want to hear from you!

In honor of National Drug Court Month, the National Drug Court Resource Center would like to highlight some of the things you celebrate about drug courts to show why they matter. Please send an email to ndcrc@american.edu responding to any of the following:



Newsletter

Calendar of Events

Trainings
Conferences
Webinars
Forums
Roundtables

[North Carolina Substance Abuse Prevention Conference](#)

May 2-3

[33rd Annual Idaho Conference on Alcohol and Drug Dependency](#)

May 9-11

If you are attending the [Louisiana Association of Drug Court Professionals 2017 Conference](#), stop by the NDCRC table. We will have plenty of resources!

May 9-11

[Wisconsin Association of Treatment Court Professionals Annual State Conference](#)

May 10-12

[Friends of New Hampshire Drug Courts Annual Meeting and Recognition Program](#)

May 12

[25th International Harm Reduction Conference](#)

May 14-17

[Drugs in America Today: What Every Judge Needs to Know](#)

May 17-19



Get Involved!

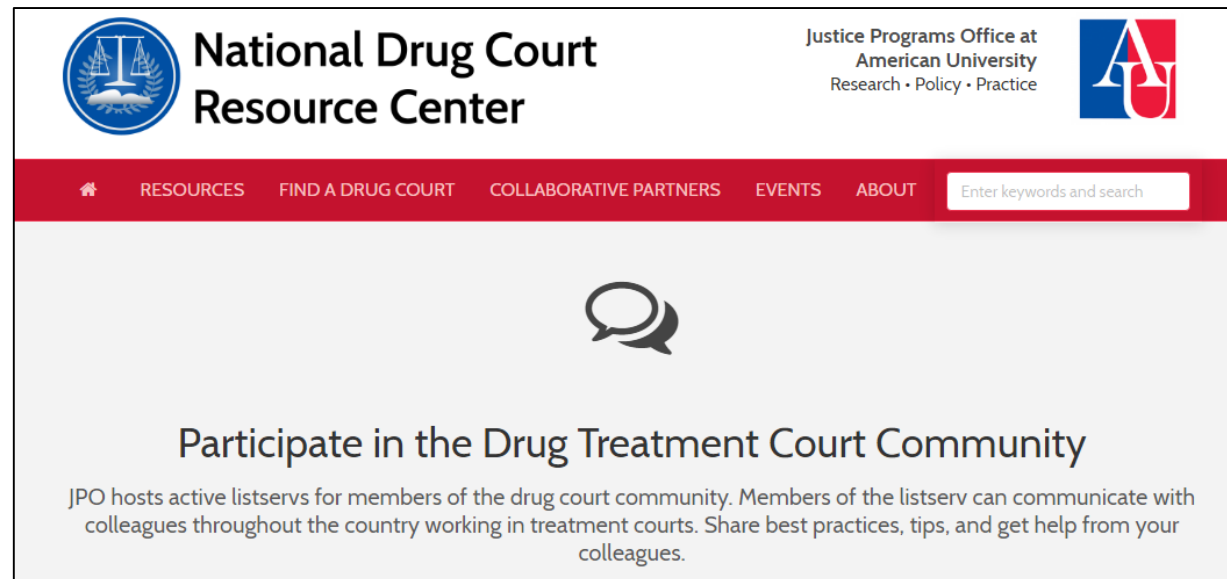


Interactive Listservs

- juveniledrugcourt-L
- ruraldrugcourt-L
- veteranstreatmentcourt-L

Announcement Listserv

- drugcourt-L



Follow us!

NDCRC on Twitter:

- @theNDCRC

Other JPO Accounts:

- @AU_JPO – JPO on Twitter
- @JuvDTC – Juvenile Drug Treatment Court TTA

JPO Facebook Page:

- @aujpo



Questions & Answers

FOR MORE INFORMATION PLEASE CONTACT

National Drug Court Resource Center
Justice Programs Office, School of Public Affairs
American University
4400 Massachusetts Avenue, NW
Washington D.C. 20016-8159

E-mail: ndcrc@american.edu
NDCRC Website: www.NDCRC.org
JPO Website: www.american.edu/spa/jpo
Telephone: (202) 885-2875

